

K.E.M. HOSPITAL

parel
mumbai

Name: m k trivedi	ID: 1030	BSA: 1.95	Date: 03/11/2008
Tech:	Height: 178.00	Age: 45	Room:
Doctor: Quality, Control	Weight: 77.00	Sex: Male	Race: Asian

Diagnosis:

Dyspnea:

Cough:

Wheeze:

Tbco Prod:

Yrs Smk:

Pks/Day:

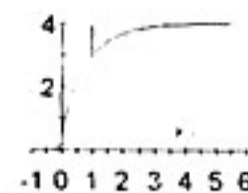
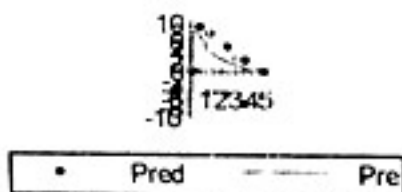
Yrs Quit:

Medications:

Pre Test Comments:

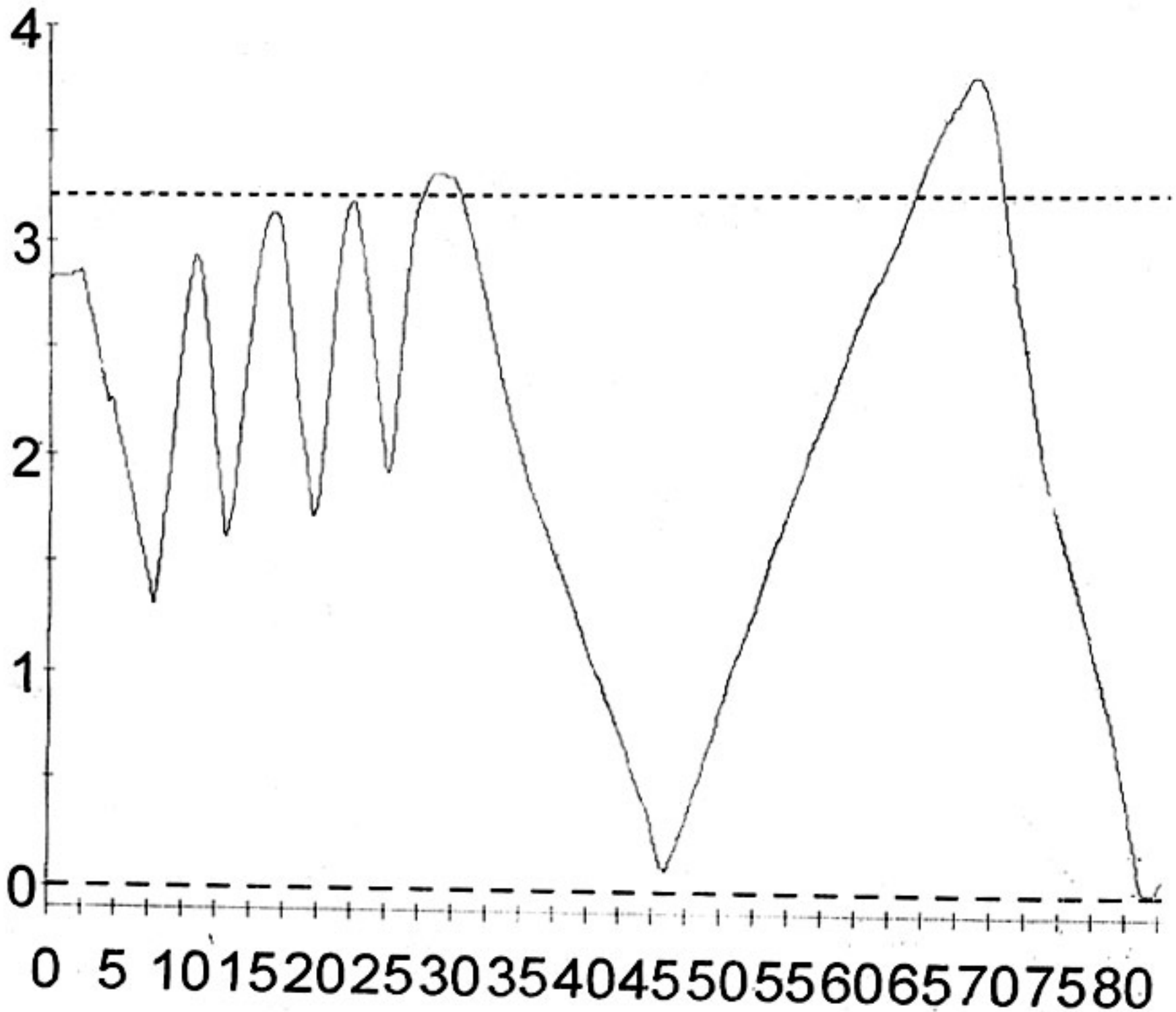
Post Test Comments:

	Pre-Bronch			Post-Bronch		
	Actual	Pred	%Pred	Actual	%Pred	%Chng
---- SPIROMETRY ----						
FVC (L)	3.99	4.74	84			
FEV1 (L)	2.96	3.86	77			
FEV1/FVC (%)	74	79	94			
FEF 25% (L/sec)	6.09	7.94	77			
FEF 75% (L/sec)	1.20	2.14	56			
FEF 25-75% (L/sec)	2.22	4.22	53			
FEF Max (L/sec)	8.18	9.14	90			
FVC (L)	4.50	5.01	90			
FIF Max (L/sec)	0.98	4.14	24			
PEF (L/min)	490.8					



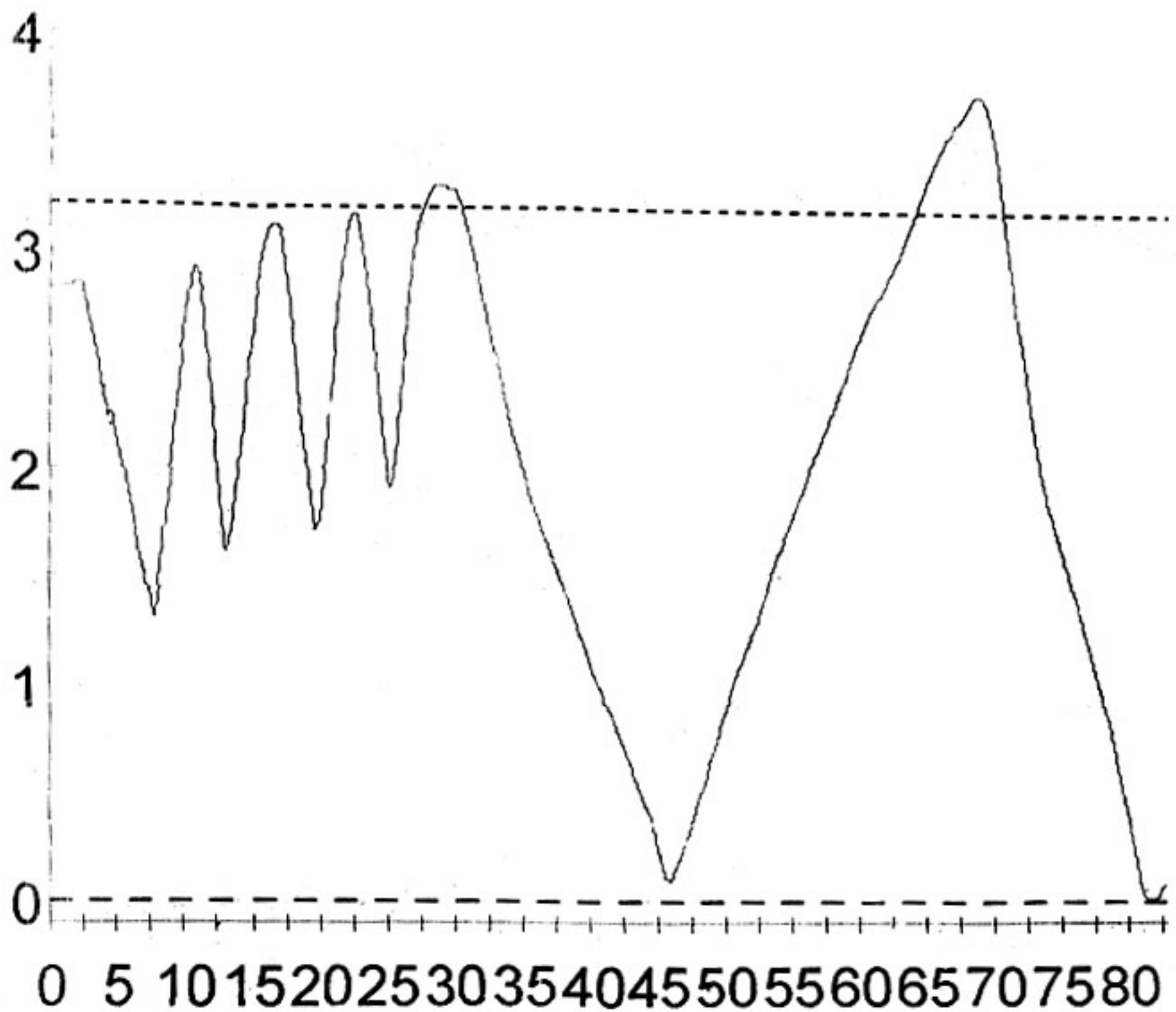
Time	Select	RpLp	Test Mode	Source	SVC absolute	SVC % Predicted	IC absolute	IC % Predicted
Predicted					4.74	100	3.95	100
Pre								
12:44:08				SVC	3.76	79	3.21	81
AVG			Pre/Baseline		3.76	79	3.21	81

12:44:08

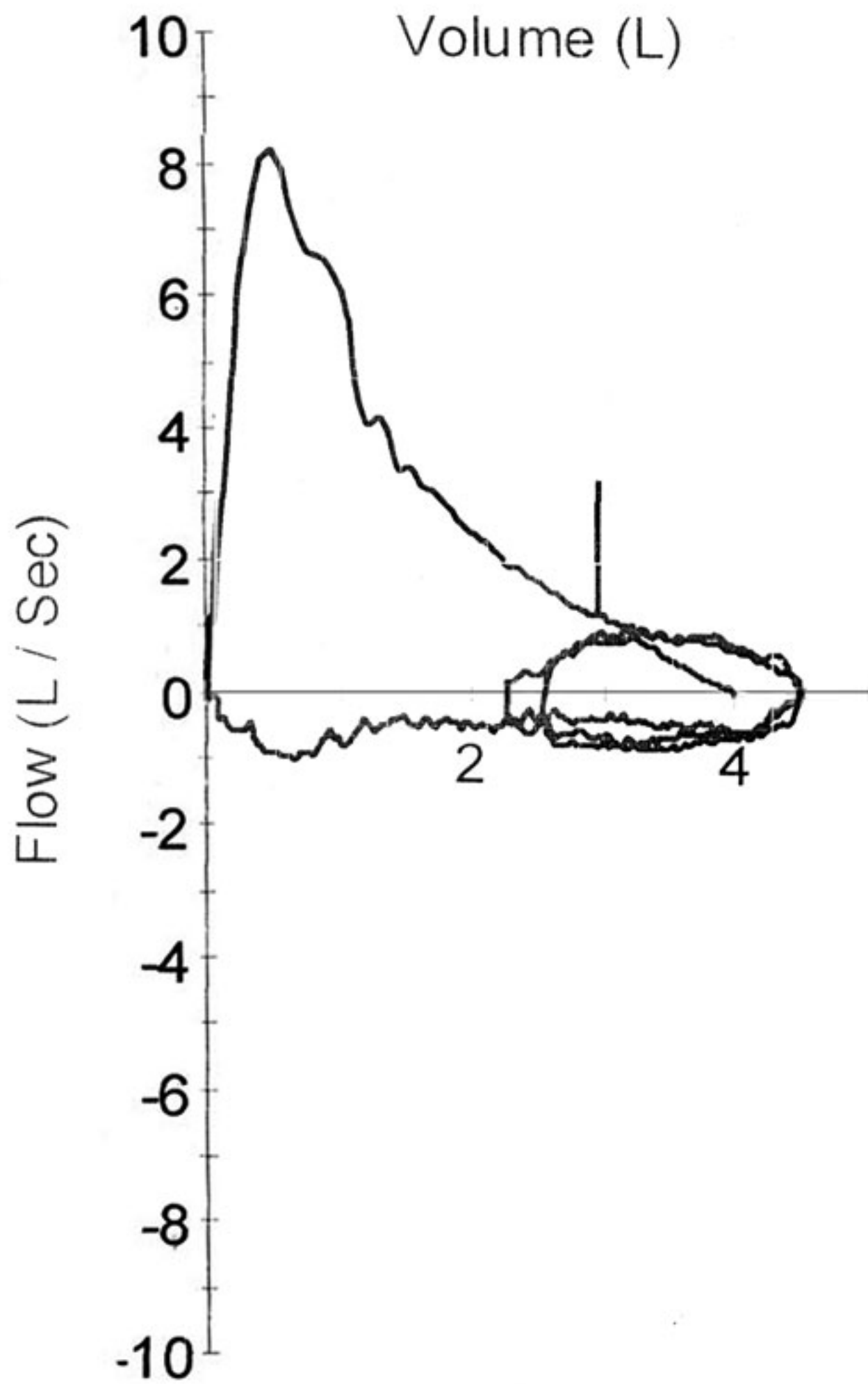


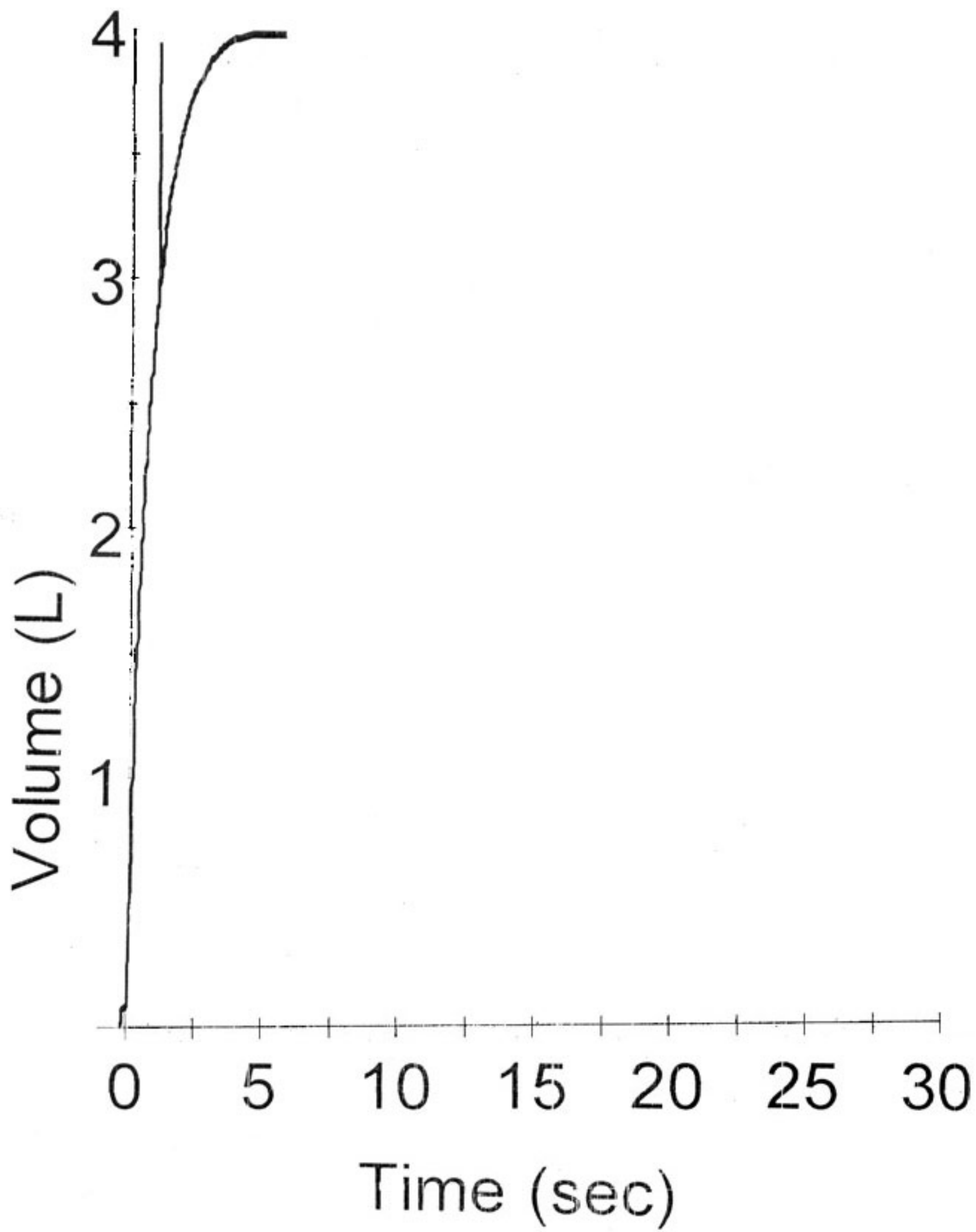
Time	Select	RpLp	Test Mode	Source	SVC absolute	SVC % Predicted	IC absolute	IC % Predicted
Predicted					4.74	100	3.95	100
Pre								
12:44:08	*			SVC	3.76	79	3.21	81
AVG			Pre/Baseline		3.76	79	3.21	81

12:44:08



Time	Select	I-Lp	Test Mode	ATS	FVC absolute	FVC absolute	FEV1 absolute	FEV1 absolute	FEV1/FVC absolute	FEF 25-75% absolute
Predicted					4.74	4.74	3.86	3.86	79	4.22
Pre										
12:56:37					3.99	3.99	2.96	2.96	74	2.22
12:50:58					3.42	3.42	2.74	2.74	80	2.43
Composite		Pre/Baseline			3.99	3.99	2.96	2.96	74	2.22





Time Select I-Lp Test Mode ATS

			FVC absolute	FVC absolut	FEV1 absolute	FEV1 absolut	FEV1/FVC absolute	FEF 25-75% absolute
Predicted			4.74	4.74	3.86	3.86	79	4.22
Pre								
12:56:37	*	*	3.99	3.99	2.96	2.96	74	2.22
12:50:58			3.42	3.42	2.74	2.74	80	2.43
Composite		Pre/Baseline	3.99	3.99	2.96	2.96	74	2.22

